


DESIGN 1: CHINESE CHECKERS



PLANTED SEED DESIGNS™

By: Gerri Robinson

64" x 76"

1

DESIGN

Chinese Checkers

Finished Quilt: 64" x 76"

Quilt designed by Gerri Robinson of PSD2 using the **Gem Stones Bright Collection** for Riley Blake Designs.

You will need Planted Seed Designs' **Triangle-in-a-Square Tool** to make these designs.

Materials

Background	4-1/4 yards
Riley Blake Confetti Cotton (C120-Cloud)	
Blocks	1/4 yard EACH
(16) Assorted Gem Stones Prints	
Binding	5/8 yard
Backing	4-3/4 yards

Cutting Directions

From the background fabric, cut:

- (13) 4-1/2" x width of fabric (WOF) strips; from strips, cut (152) pairs of side triangles
- (66) 4-1/2" x 8-1/2" rectangles
- (20) 4-1/2" squares

From EACH of the assorted Gem Stone Prints, cut

- (1) 4-1/2" x width of fabric (WOF) strip; from each strip, cut (10) center triangles. (You will have (8) extra center triangles left over).

From the binding fabric, cut:

- (8) 2-1/2" x width of fabric (WOF) strips

Block Construction


- 1 Following the instructions found in **Planted Seed Designs' Triangle-in-a-Square Tool**, make (152) Triangle-in-a-Square (TIAS) units using one center triangle and one pair of side triangles for each unit.

Assembling the Quilt

- 2 Following the diagram on page 2; piece (19) horizontal rows then sew the rows together. Quilt should measure 64" x 76".

Assembling the Quilt (continued)

Chinese Checkers Diagram 1




Finishing

3 Layer, baste and quilt. Bind with (8) width of fabric (WOF) strips.



Copyright 2020 Planted Seed Designs™ LLC

No part of this pattern may be reproduced in any form. The written instructions, photographs, designs, projects and patterns are intended for the personal, noncommercial use of the retail purchaser and are under federal copyright laws; they are not to be reproduced by any electronic, mechanical or other means, including information storage or retrieval systems for commercial use.




Gem Stones Brights


by Gerri Robinson of Planted Seed Designs/PSD2
for Riley Blake Designs



1: Cherry Bomb



2: Raspberry Dazzle




3: Bahama Blue




4: Rainbow Bright




5: Coral Serenade



6: Blizzard Blue




8: Lagoon Blue



10: Banana Mania




11: Purple Heart




12: Lime Light




13: Spring Green




16: Dreamsicle



17: Violets are Blue



20: Pretty Flamingo



21: Orange Glow



27: Sonic Green

